

CLIO CUP FRANCE & CENTRAL EUROPE


SPA EURO RACE

RACE 2

Analysis

■ Personal Best ■ Session Best B Crossing the finish line in pit lane

Lap	Time	Sector 1	Sector 2	Sector 3	Kph	Elapsed	Lap	Time	Sector 1	Sector 2	Sector 3	Kph	Elapsed
2 Marc Guillot													
MILAN COMPETITION													
1	4:34.935	2:35.529	1:15.990	43.416	91.7	4:34.935	6	2:50.431	49.262	1:17.254	43.915	147.9	20:36.425
2	2:48.501	48.794	1:16.398	43.309	149.6	7:23.436	7	2:50.032	49.431	1:16.830	43.771	148.3	23:26.457
3	2:48.333	48.848	1:16.262	43.223	149.8	10:11.769							
4	2:48.561	49.058	1:16.021	43.482	149.6	13:00.330							
5	4:40.169	1:19.932	2:13.546	1:06.691	90.0	17:40.499							
6	2:48.160	49.103	1:15.729	43.328	149.9	20:28.659							
7	2:48.569	48.874	1:16.145	43.550	149.6	23:17.228							
3 Loris Prattes													
Schläppi Race-Tec													
1	3:11.380	1:09.512	1:18.081	43.787	131.7	3:11.380							
2	2:52.333	49.119	1:19.357	43.857	146.3	6:03.713							
3	2:49.685	49.733	1:16.250	43.702	148.6	8:53.398							
4	2:50.199	49.416	1:16.431	44.352	148.1	11:43.597							
5	2:58.455	49.674	1:17.953	50.828	141.3	14:42.052							
6	4:28.550	1:23.414	1:57.805	1:07.331	93.9	19:10.602							
7	2:53.161	49.471	1:18.867	44.823	145.6	22:03.763							
4 Tomasz Wojcik													
Stucki Motorsport													
1	3:12.361	1:10.579	1:17.693	44.089	131.1	3:12.361							
2	2:52.344	49.595	1:18.274	44.475	146.3	6:04.705							
3	2:51.665	49.890	1:17.332	44.443	146.9	8:56.370							
4	2:52.718	49.843	1:17.389	45.486	146.0	11:49.088							
5 Kevin Landwehr													
Schlaug Motorsport													
1	3:10.651	1:08.218	1:18.349	44.084	132.3	3:10.651							
2	2:55.112	49.801	1:19.496	45.815	144.0	6:05.763							
3	2:52.146	50.681	1:17.131	44.334	146.5	8:57.909							
4	2:52.109	49.868	1:17.535	44.706	146.5	11:50.018							
5	2:56.629	50.122	1:19.977	46.530	142.8	14:46.647							
6	4:24.919	1:20.369	1:57.534	1:07.016	95.2	19:11.566							
7	2:51.454	49.696	1:17.408	44.350	147.1	22:03.020							
6 René Leutenegger													
No name fighter													
1	3:05.063	1:02.469	1:18.708	43.886	136.2	3:05.063							
2	2:51.093	49.799	1:17.077	44.217	147.4	5:56.156							
3	2:49.472	49.332	1:16.356	43.784	148.8	8:45.628							
4	2:50.511	49.789	1:16.795	43.927	147.9	11:36.139							
5	3:02.959	49.935	1:21.160	51.864	137.8	14:39.098							
6	4:29.525	1:23.370	1:57.675	1:08.480	93.6	19:08.623							
7	2:50.778	49.328	1:17.460	43.990	147.6	21:59.401							
7 Mickael Carree													
T2CM													
1	4:42.323	2:40.752	1:17.387	44.184	89.3	4:42.323							
2	2:50.367	49.273	1:17.026	44.068	148.0	7:32.690							
3	2:50.270	49.525	1:16.780	43.965	148.1	10:22.960							
4	2:50.123	49.265	1:16.463	44.395	148.2	13:13.083							
5	4:32.911	1:15.106	2:13.469	1:04.336	92.4	17:45.994							
9 Andreas Stucki													
Stucki Motorsport													
1	3:05.508	1:05.065	1:16.594	43.849	135.9	3:05.508							
2	2:51.161	50.012	1:16.996	44.153	147.3	5:56.669							
3	2:49.207	49.175	1:16.374	43.658	149.0	8:45.876							
4	2:48.868	49.308	1:16.027	43.533	149.3	11:34.744							
5	3:02.470	49.671	1:18.766	54.033	138.2	14:37.214							
6	4:30.404	1:23.258	1:57.905	1:09.241	93.2	19:07.618							
7	2:51.339	49.481	1:17.302	44.556	147.2	21:58.957							
11 Tomas Pekar													
Carpek Service													
1	3:01.513	1:00.519	1:16.952	44.042	138.9	3:01.513							
2	2:49.452	49.395	1:16.807	43.250	148.8	5:50.965							
3	2:49.144	49.027	1:16.588	43.529	149.1	8:40.109							
4	2:47.840	48.887	1:15.625	43.328	150.2	11:27.949							
5	3:05.698	49.294	1:18.970	57.434	135.8	14:33.647							
6	4:31.177	1:22.954	1:57.892	1:10.331	93.0	19:04.824							
7	2:49.145	50.054	1:15.962	43.129	149.1	21:53.969							
12 Emmanuel Raffin													
AUTOSPORT GP													
1	4:50.183	2:48.537	1:17.400	44.246	86.9	4:50.183							
2	2:50.463	49.682	1:16.839	43.942	147.9	7:40.646							
3	2:50.076	49.723	1:16.449	43.904	148.3	10:30.722							
4	2:50.785	49.719	1:16.536	44.530	147.6	13:21.507							
5	4:29.965	1:11.327	2:12.254	1:06.384	93.4	17:51.472							
6	2:49.887	49.626	1:16.646	43.615	148.4	20:41.359							
7	2:49.656	49.210	1:16.692	43.754	148.6	23:31.015							
15 Lucas Groeneveld													
Certainty Racing Team													
1	3:26.382	1:15.630	1:22.692	48.060	122.2	3:26.382							
2	3:01.577	53.003	1:21.342	47.232	138.9	6:27.959							
3	2:56.607	52.519	1:18.861	45.227	142.8	9:24.566							
4	2:54.844	51.299	1:18.542	45.003	144.2	12:19.410							
5	3:07.415	55.366	1:24.327	47.722	134.5	15:26.825							
6	3:48.439	1:01.055	1:39.774	1:07.610	110.4	19:15.264							
7	2:57.176	51.399	1:19.583	46.194	142.3	22:12.440							
16 Come Raffin													
AUTOSPORT GP													
1	5:10.997	3:04.482	1:20.621	45.894	81.1	5:10.997							
2	2:56.324	51.373	1:19.356	45.595	143.0	8:07.321							
3	2:56.529	52.589	1:18.911	45.029	142.8	11:03.850							
4	2:54.792	50.447	1:18.831	45.514	144.3	13:58.642							
5	4:03.475	52.088	2:01.858	1:09.529	103.6	18:02.117							
6	2:54.886	50.747	1:18.844	45.295	144.2	20:57.003							
7	2:54.706	50.763	1:19.220	44.723	144.3	23:51.709							
17 Albert Legutko													
BM Racing Team													



CLIO CUP FRANCE & CENTRAL EUROPE

SPA EURO RACE

RACE 2

Analysis

■ Personal Best ■ Session Best B Crossing the finish line in pit lane

Lap	Time	Sector 1	Sector 2	Sector 3	Kph	Elapsed	Lap	Time	Sector 1	Sector 2	Sector 3	Kph	Elapsed
1	3:03.997	1:02.827	1:17.898	43.272	137.0	3:03.997	7	2:51.621	49.725	1:17.413	44.483	146.9	21:59.702
2	2:48.905	49.141	1:16.226	43.538	149.3	5:52.902							
3	2:49.717	49.833	1:16.350	43.534	148.6	8:42.619							
4	2:49.348	49.649	1:16.141	43.558	148.9	11:31.967							
5	3:03.771	49.412	1:17.463	56.896	137.2	14:35.738							
6	4:31.128	1:23.468	1:57.631	1:10.029	93.0	19:06.866							
7	2:52.304	49.445	1:18.536	44.323	146.3	21:59.170							

19 Robin Rogalski

Seyffarth Motorsport POL

1	3:12.917	1:11.103	1:17.994	43.820	130.7	3:12.917
2	2:51.998	49.121	1:18.498	44.379	146.6	6:04.915
3	2:51.098	49.729	1:17.061	44.308	147.4	8:56.013
4	2:52.767	50.025	1:17.237	45.505	145.9	11:48.780
5	2:58.992	52.079	1:19.817	47.096	140.9	14:47.772
6	4:24.064	1:19.827	1:57.470	1:06.767	95.5	19:11.836
7	2:52.092	49.449	1:18.203	44.440	146.5	22:03.928

20 Bartosz Paziewski

Seyffarth Motorsport POL

1	3:01.936	1:01.285	1:16.576	44.075	138.6	3:01.936
2	2:48.697	48.998	1:16.565	43.134	149.5	5:50.633
3	2:49.149	48.995	1:16.796	43.358	149.1	8:39.782
4	2:49.712	49.218	1:16.700	43.794	148.6	11:29.494
5	3:04.475	49.984	1:17.204	57.287	136.7	14:33.969
6	4:31.411	1:23.125	1:57.820	1:10.466	92.9	19:05.380
7	2:53.645	50.266	1:18.568	44.811	145.2	21:59.025

23 Sandro Soubek

MAIR Racing Osttirol AUT

1	3:15.033	1:12.829	1:18.007	44.197	129.3	3:15.033
2	2:50.697	50.057	1:16.602	44.038	147.7	6:05.730
3	2:50.209	49.658	1:16.789	43.762	148.1	8:55.939
4	2:52.707	50.601	1:17.245	44.861	146.0	11:48.646
5	2:57.582	50.843	1:19.728	47.011	142.0	14:46.228
6	4:24.786	1:19.760	1:57.768	1:07.258	95.2	19:11.014

24 Antonio Citera

RTM Motorsport AUT

1	3:26.344	1:16.027	1:22.534	47.783	122.2	3:26.344
2	3:01.169	53.203	1:21.512	46.454	139.2	6:27.513
3	2:56.119	52.006	1:18.691	45.422	143.2	9:23.632
4	2:54.606	51.428	1:18.518	44.660	144.4	12:18.238
5	3:08.307	56.199	1:24.299	47.809	133.9	15:26.545
6	3:47.731	1:01.035	1:39.560	1:07.136	110.7	19:14.276
7	2:53.263	51.012	1:17.729	44.522	145.5	22:07.539

25 Denis Bulatov

Seyffarth Motorsport RUS

1	3:06.386	1:05.204	1:17.492	43.690	135.3	3:06.386
2	2:50.797	49.632	1:16.811	44.354	147.6	5:57.183
3	2:50.219	49.556	1:16.933	43.730	148.1	8:47.402
4	2:49.397	49.476	1:16.359	43.562	148.8	11:36.799
5	3:01.219	49.266	1:19.830	52.123	139.1	14:38.018
6	4:30.063	1:23.713	1:57.609	1:08.741	93.4	19:08.081

26 Pierre-Etienne Chamat

TB2S

1	4:41.104	2:39.717	1:17.678	43.709	89.7	4:41.104
2	2:49.672	49.133	1:16.670	43.869	148.6	7:30.776
3	2:49.712	49.792	1:16.524	43.396	148.6	10:20.488
4	2:50.353	49.878	1:16.265	44.210	148.0	13:10.841
5	4:34.150	1:15.561	2:13.609	1:04.980	92.0	17:44.991
6	2:49.809	49.944	1:16.277	43.588	148.5	20:34.800
7	2:49.737	49.688	1:16.433	43.616	148.5	23:24.537

27 Benoit Castagne

RAIWOIT RACING

1	4:34.111	2:34.476	1:16.060	43.575	92.0	4:34.111
2	2:48.296	49.058	1:15.967	43.271	149.8	7:22.407
3	2:48.434	49.032	1:15.906	43.496	149.7	10:10.841
4	2:48.439	49.196	1:15.694	43.549	149.7	12:59.280
5	4:40.558	1:18.825	2:13.667	1:08.066	89.9	17:39.838
6	2:48.135	49.328	1:15.294	43.513	150.0	20:27.973
7	2:48.638	49.280	1:15.813	43.545	149.5	23:16.611

30 Max Zschuppe

Seyffarth Motorsport DEU

1	3:14.766	1:11.957	1:18.573	44.236	129.5	3:14.766
2	2:52.420	50.499	1:17.642	44.279	146.2	6:07.186
3	2:51.391	50.000	1:17.054	44.337	147.1	8:58.577
4	2:55.151	50.112	1:20.303	44.736	144.0	11:53.728
5	2:54.822	50.241	1:18.679	45.902	144.2	14:48.550
6	4:23.978	1:19.650	1:57.563	1:06.765	95.5	19:12.528

31 Karol Urbaniak

BM Racing Team POL

1	3:02.108	1:01.411	1:16.832	43.865	138.5	3:02.108
2	2:49.358	49.347	1:16.576	43.435	148.9	5:51.466
3	2:49.111	49.165	1:16.090	43.856	149.1	8:40.577
4	2:49.331	49.030	1:16.354	43.947	148.9	11:29.908
5	3:05.330	49.761	1:18.131	57.438	136.1	14:35.238
6	4:31.153	1:23.167	1:57.932	1:10.054	93.0	19:06.391
7	2:50.343	49.243	1:17.902	43.198	148.0	21:56.734

33 Daniel Nyffeler


No name fighter CHE

1	3:06.902	1:05.387	1:17.749	43.766	134.9	3:06.902
2	2:50.633	49.366	1:16.977	44.290	147.8	5:57.535
3	2:50.520	49.460	1:17.042	44.018	147.9	8:48.055
4	2:49.226	49.191	1:16.533	43.502	149.0	11:37.281
5	3:02.442	49.557	1:21.049	51.836	138.2	14:39.723
6	4:29.246	1:23.411	1:57.528	1:08.307	93.6	19:08.969
7	2:51.822	50.702	1:17.285	43.835	146.7	22:00.791

34 Pierre Tierce

TIERCE RACING

1	4:43.553	2:41.616	1:18.124	43.813	88.9	4:43.553
2	2:49.990	49.174	1:17.179	43.637	148.3	7:33.543



CLIO CUP FRANCE & CENTRAL EUROPE

SPA EURO RACE

RACE 2

Analysis

■ Personal Best ■ Session Best B Crossing the finish line in pit lane

Lap	Time	Sector 1	Sector 2	Sector 3	Kph	Elapsed
3	2:49.775	49.435	1:16.798	43.542	148.5	10:23.318
4	2:50.499	49.311	1:16.657	44.531	147.9	13:13.817
5	4:32.520	1:15.052	2:13.422	1:04.046	92.5	17:46.337
6	2:50.507	49.516	1:16.906	44.085	147.9	20:36.844
7	2:50.004	49.648	1:16.624	43.732	148.3	23:26.848

39 **David Pouget**
GPA RACING

1	4:34.420	2:35.057	1:16.148	43.215	91.9	4:34.420
2	2:48.584	49.092	1:16.297	43.195	149.6	7:23.004
3	2:48.422	48.956	1:16.007	43.459	149.7	10:11.426
4	2:49.429	49.276	1:16.430	43.723	148.8	13:00.855
5	4:40.104	1:20.162	2:13.436	1:06.506	90.0	17:40.959
6	2:47.940	48.780	1:15.901	43.259	150.1	20:28.899
7	2:48.605	48.876	1:16.188	43.541	149.5	23:17.504

40 **Vincent Brunerie**
MILAN COMPETITION

1	4:50.616	2:48.456	1:18.377	43.783	86.8	4:50.616
2	2:51.270	49.635	1:17.975	43.660	147.2	7:41.886
3	2:50.275	49.627	1:16.990	43.658	148.1	10:32.161
4	2:51.314	50.359	1:16.770	44.185	147.2	13:23.475
5	4:32.112	1:10.855	2:12.238	1:09.019	92.7	17:55.587
6	2:52.615	50.110	1:18.990	43.515	146.1	20:48.202
7	2:51.690	49.525	1:18.295	43.870	146.9	23:39.892

41 **David Pajot**
LMV SPORT

1	4:49.553	2:47.679	1:17.355	44.519	87.1	4:49.553
2	2:50.681	49.695	1:16.843	44.143	147.7	7:40.234
3	2:50.287	49.489	1:16.685	44.113	148.1	10:30.521
4	2:50.449	49.551	1:16.612	44.286	147.9	13:20.970
5	4:28.873	1:10.934	2:12.171	1:05.768	93.8	17:49.843
6	2:52.108	50.066	1:18.483	43.559	146.5	20:41.951
7	2:49.498	49.022	1:16.780	43.696	148.8	23:31.449

44 **Lisa Brunner**
Stucki Motorsport DEU

1	3:11.783	1:09.627	1:18.305	43.851	131.5	3:11.783
2	2:53.505	50.107	1:19.097	44.301	145.3	6:05.288
3	2:51.737	50.081	1:17.198	44.458	146.8	8:57.025
4	2:51.992	50.676	1:16.886	44.430	146.6	11:49.017

47 **Dorian Guldenfels**
RAIWOIT RACING

1	4:40.069	2:38.358	1:17.410	44.301	90.0	4:40.069
2	2:49.238	48.814	1:16.263	44.161	149.0	7:29.307
3	2:48.820	48.821	1:16.519	43.480	149.4	10:18.127
4	2:49.029	48.862	1:16.413	43.754	149.2	13:07.156
5	4:35.634	1:16.731	2:13.241	1:05.662	91.5	17:42.790
6	2:48.298	48.762	1:16.149	43.387	149.8	20:31.088
7	2:48.529	48.867	1:16.461	43.201	149.6	23:19.617

50 **Gregory Touzalin**
MILAN COMPETITION

1	4:56.492	2:53.211	1:18.795	44.486	85.0	4:56.492
2	2:52.299	50.231	1:17.968	44.100	146.3	7:48.791
3	2:52.673	50.339	1:17.671	44.663	146.0	10:41.464
4	2:57.037	50.251	1:17.761	49.025	142.4	13:38.501
5	4:18.282	56.944	2:12.232	1:09.106	97.6	17:56.783
6	2:51.956	49.478	1:19.176	43.302	146.6	20:48.739
7	2:51.556	49.244	1:18.316	43.996	147.0	23:40.295

54 **Michael Bleekemolen**
Team Bleekemolen NLD

1	3:07.422	1:05.915	1:17.637	43.870	134.5	3:07.422
2	2:50.499	49.176	1:17.306	44.017	147.9	5:57.921
3	2:50.608	49.343	1:17.111	44.154	147.8	8:48.529
4	2:49.344	49.037	1:16.816	43.491	148.9	11:37.873
5	3:30.088	49.106	1:56.653	44.329	120.0	15:07.961
6	4:05.075	1:01.270	1:57.439	1:06.366	102.9	19:13.036
7	2:51.779	48.991	1:19.291	43.497	146.8	22:04.815

55 **Stephan Polderman**
Team Bleekemolen BEL

1	3:03.692	1:02.549	1:17.618	43.525	137.3	3:03.692
2	2:48.600	49.084	1:16.221	43.295	149.6	5:52.292
3	2:48.779	48.947	1:16.220	43.612	149.4	8:41.071
4	2:49.206	49.067	1:16.383	43.756	149.0	11:30.277
5	3:04.623	49.427	1:17.688	57.508	136.6	14:34.900
6	4:31.414	1:23.037	1:57.922	1:10.455	92.9	19:06.314
7	2:48.946	49.088	1:16.539	43.319	149.2	21:55.260

56 **Rene Steenmetz**
Team Bleekemolen NLD


1	3:05.338	1:03.074	1:18.370	43.894	136.0	3:05.338
2	2:50.400	49.668	1:17.122	43.610	148.0	5:55.738
3	2:48.380	49.244	1:15.793	43.343	149.7	8:44.118
4	2:48.283	48.798	1:15.809	43.676	149.8	11:32.401
5	3:03.908	49.064	1:17.986	56.858	137.1	14:36.309
6	4:30.970	1:23.373	1:57.889	1:09.708	93.1	19:07.279
7	2:49.767	49.003	1:17.440	43.324	148.5	21:57.046

57 **Aarni Salminen**
Salminen Racing FIN

1	3:08.254	1:07.275	1:17.256	43.723	133.9	3:08.254
2	2:50.207	49.502	1:16.881	43.824	148.1	5:58.461
3	2:50.806	50.088	1:16.554	44.164	147.6	8:49.267
4	2:49.585	49.493	1:16.411	43.681	148.7	11:38.852
5	3:02.457	49.218	1:22.295	50.944	138.2	14:41.309
6	4:28.288	1:23.489	1:57.791	1:07.008	94.0	19:09.597
7	2:52.859	50.477	1:17.998	44.384	145.9	22:02.456

63 **Stéphane Auriacombe**
TIERCE RACING

1	4:55.998	2:52.882	1:18.512	44.604	85.2	4:55.998
2	2:53.927	50.737	1:18.592	44.598	145.0	7:49.925
3	2:52.063	50.573	1:17.087	44.403	146.5	10:41.988
4	2:57.139	50.120	1:17.810	49.209	142.3	13:39.127
5	4:18.270	56.922	2:12.733	1:08.615	97.6	17:57.397



CLIO CUP FRANCE & CENTRAL EUROPE

SPA EURO RACE

RACE 2

Analysis

■ Personal Best ■ Session Best B Crossing the finish line in pit lane

Lap	Time	Sector 1	Sector 2	Sector 3	Kph	Elapsed	Lap	Time	Sector 1	Sector 2	Sector 3	Kph	Elapsed
6	2:52.392	50.147	1:18.507	43.738	146.3	20:49.789	4	2:55.017	51.066	1:17.974	45.977	144.1	13:46.397
7	2:50.968	49.662	1:17.459	43.847	147.5	23:40.757	5	4:12.114	52.535	2:10.994	1:08.585	100.0	17:58.511

66 **Niklas Mackschin** DEU
Ahrens Racing Team

1	3:07.988	1:06.679	1:17.274	44.035	134.1	3:07.988
2	2:50.336	48.923	1:17.179	44.234	148.0	5:58.324
3	2:50.527	49.195	1:17.053	44.279	147.9	8:48.851
4	2:49.500	48.937	1:16.783	43.780	148.8	11:38.351
5	3:02.036	49.056	1:21.348	51.632	138.5	14:40.387
6	4:28.876	1:23.677	1:57.592	1:07.607	93.8	19:09.263
7	2:50.706	49.229	1:17.092	44.385	147.7	21:59.969

69 **Sebastian Bleekemolen** NLD
Team Bleekemolen

1	3:00.955	1:00.292	1:16.731	43.932	139.3	3:00.955
2	2:48.902	49.488	1:15.900	43.514	149.3	5:49.857
3	2:48.751	49.481	1:15.855	43.415	149.4	8:38.608
4	2:48.272	49.260	1:15.653	43.359	149.8	11:26.880
5	3:06.139	49.122	1:19.359	57.658	135.5	14:33.019
6	4:31.710	1:22.732	1:58.223	1:10.755	92.8	19:04.729
7	2:49.006	49.748	1:16.042	43.216	149.2	21:53.735

71 **Euripides Hatzistefanis**
TEAM VRT

1	4:58.902	2:56.224	1:18.287	44.391	84.4	4:58.902
2	2:51.893	50.228	1:17.131	44.534	146.7	7:50.795
3	2:52.040	50.697	1:17.049	44.294	146.6	10:42.835
4	2:58.925	50.307	1:17.152	51.466	140.9	13:41.760
5	4:15.930	55.012	2:12.288	1:08.630	98.5	17:57.690
6	2:54.776	49.941	1:19.960	44.875	144.3	20:52.466
7	2:52.263	50.388	1:17.666	44.209	146.4	23:44.729

72 **Kevin Jimenez**
GPA RACING

1	4:49.814	2:47.752	1:17.735	44.327	87.0	4:49.814
2	2:51.458	49.907	1:17.885	43.666	147.1	7:41.272
3	2:50.334	49.124	1:17.416	43.794	148.0	10:31.606
4	2:51.551	49.492	1:16.625	45.434	147.0	13:23.157
5	4:32.060	1:10.604	2:12.106	1:09.350	92.7	17:55.217
6	2:52.289	50.695	1:17.780	43.814	146.3	20:47.506
7	2:51.891	49.836	1:18.443	43.612	146.7	23:39.397

77 **Dominique Schaak** DEU
Ahrens Racing Team

1	3:13.883	1:11.172	1:18.850	43.861	130.0	3:13.883
2	2:52.092	49.659	1:17.930	44.503	146.5	6:05.975
3	2:51.385	50.134	1:16.999	44.252	147.1	8:57.360
4	2:51.189	49.823	1:17.050	44.316	147.3	11:48.549

78 **Jerôme Da Ros**
CARMINE COMPETITION

1	5:03.308	2:58.473	1:19.524	45.311	83.1	5:03.308
2	2:53.893	50.759	1:18.348	44.786	145.0	7:57.201
3	2:54.179	50.344	1:18.358	45.477	144.8	10:51.380

85 **Thibaut Bossy**
TEAM TB2S

1	4:40.433	2:39.093	1:17.237	44.103	89.9	4:40.433
2	2:49.065	48.921	1:16.084	44.060	149.1	7:29.498
3	2:49.532	48.713	1:17.163	43.656	148.7	10:19.030
4	2:48.876	48.852	1:16.041	43.983	149.3	13:07.906
5	4:35.442	1:16.829	2:12.897	1:05.716	91.5	17:43.348
6	2:48.773	49.100	1:16.321	43.352	149.4	20:32.121
7	2:48.540	48.752	1:16.470	43.318	149.6	23:20.661

105 **Nicolas Milan**
MILAN COMPETITION

1	4:37.661	2:37.278	1:16.851	43.532	90.8	4:37.661
2	2:49.253	49.114	1:16.583	43.556	149.0	7:26.914
3	2:48.969	49.234	1:16.123	43.612	149.2	10:15.883
4	2:48.883	49.329	1:15.862	43.692	149.3	13:04.766
5	4:36.585	1:17.064	2:13.264	1:06.257	91.2	17:41.351
6	2:47.954	48.772	1:16.775	43.407	150.1	20:29.305
7	2:48.442	48.856	1:16.212	43.374	149.7	23:17.747

110 **Eric Rollery**
CARMINE COMPETITION


1	5:11.868	3:05.428	1:20.561	45.879	80.8	5:11.868
2	2:55.984	51.683	1:18.953	45.348	143.3	8:07.852
3	2:55.183	51.590	1:18.214	45.379	143.9	11:03.035
4	2:59.540	51.160	1:20.297	48.083	140.4	14:02.575
5	4:02.752	55.263	1:56.146	1:11.343	103.9	18:05.327
6	2:56.930	51.334	1:20.300	45.296	142.5	21:02.257
7	2:54.149	50.640	1:18.676	44.833	144.8	23:56.406

111 **Mathieu Lannepoudex**
MILAN COMPETITION

1	4:47.428	2:46.259	1:16.812	44.357	87.7	4:47.428
2	2:50.494	49.910	1:16.406	44.178	147.9	7:37.922
3	2:50.583	49.995	1:16.520	44.068	147.8	10:28.505
4	2:50.701	49.992	1:16.242	44.467	147.7	13:19.206
5	4:31.091	1:11.583	2:12.650	1:06.858	93.0	17:50.297
6	2:50.452	49.721	1:16.929	43.802	147.9	20:40.749
7	2:50.938	49.708	1:16.428	44.802	147.5	23:31.687

115 **Samuel Raffin**
AUTOSPORT GP

1	5:05.659	3:00.741	1:19.276	45.642	82.5	5:05.659
2	2:56.857	51.713	1:19.127	46.017	142.6	8:02.516
3	2:56.838	51.701	1:19.744	45.393	142.6	10:59.354
4	2:57.223	51.817	1:19.651	45.755	142.3	13:56.577
5	4:02.872	53.190	2:01.257	1:08.425	103.8	17:59.449
6	2:57.070	51.414	1:20.174	45.482	142.4	20:56.519
7	2:56.286	51.355	1:19.947	44.984	143.0	23:52.805



CLIO CUP FRANCE & CENTRAL EUROPE SPA EURO RACE RACE 2

Analysis

■ Personal Best ■ Session Best B Crossing the finish line in pit lane

Lap	Time	Sector 1	Sector 2	Sector 3	Kph	Elapsed	Lap	Time	Sector 1	Sector 2	Sector 3	Kph	Elapsed
117 Guillaume Savoldelli TB2S							3	2:49.834	48.825	1:17.128	43.881	148.5	10:19.618
1	4:40.897	2:38.020	1:17.452	45.425	89.8	4:40.897	4	2:50.142	49.507	1:16.221	44.414	148.2	13:09.760
2	2:50.540	50.211	1:16.571	43.758	147.8	7:31.437	5	4:35.072	1:15.786	2:12.997	1:06.289	91.7	17:44.832
3	2:50.196	49.592	1:16.707	43.897	148.1	10:21.633	6	2:49.433	49.148	1:16.358	43.927	148.8	20:34.265
4	2:50.702	49.651	1:16.241	44.810	147.7	13:12.335	7	2:50.020	49.717	1:16.445	43.858	148.3	23:24.285
5	4:33.437	1:14.933	2:13.401	1:05.103	92.2	17:45.772							
6	2:49.664	49.390	1:16.635	43.639	148.6	20:35.436							
7	2:49.456	49.204	1:16.713	43.539	148.8	23:24.892							
123 Jordi Palomeras MILAN COMPETITION													
1	4:37.340	2:37.167	1:16.258	43.915	90.9	4:37.340							
2	2:49.336	49.290	1:16.255	43.791	148.9	7:26.676							
3	2:49.637	49.587	1:16.301	43.749	148.6	10:16.313							
4	2:49.336	49.128	1:16.051	44.157	148.9	13:05.649							
5	4:36.574	1:17.081	2:13.086	1:06.407	91.2	17:42.223							
6	2:49.595	49.047	1:17.211	43.337	148.7	20:31.818							
7	2:48.692	48.995	1:16.252	43.445	149.5	23:20.510							
144 Veenesh Shunker CLAIRET SPORT													
1	4:57.497	2:53.140	1:19.757	44.600	84.8	4:57.497							
2	2:52.693	50.744	1:17.321	44.628	146.0	7:50.190							
3	2:52.319	50.884	1:16.883	44.552	146.3	10:42.509							
4	2:58.654	50.501	1:19.004	49.149	141.1	13:41.163							
5	4:16.967	56.033	2:12.263	1:08.671	98.1	17:58.130							
6	2:52.688	50.746	1:17.829	44.113	146.0	20:50.818							
7	2:50.814	50.364	1:16.524	43.926	147.6	23:41.632							
169 Jeremy Curty CARMINE COMPETITION													
1	4:38.314	2:38.098	1:16.641	43.575	90.6	4:38.314							
2	2:49.882	49.560	1:16.431	43.891	148.4	7:28.196							
3	2:51.113	49.615	1:17.685	43.813	147.4	10:19.309							
4	2:50.103	49.183	1:16.168	44.752	148.2	13:09.412							
5	4:46.755	1:25.375	2:12.174	1:09.206	87.9	17:56.167							
6	2:51.198	49.605	1:16.985	44.608	147.3	20:47.365							
7	2:50.980	49.868	1:17.066	44.046	147.5	23:38.345							
177 Jeremy Sarhy VIC TEAM													
1	4:33.782	2:34.247	1:15.910	43.625	92.1	4:33.782							
2	2:48.923	49.392	1:16.252	43.279	149.3	7:22.705							
3	2:48.548	48.905	1:15.967	43.676	149.6	10:11.253							
4	2:48.464	48.958	1:15.765	43.741	149.7	12:59.717							
5	4:40.573	1:19.585	2:13.620	1:07.368	89.9	17:40.290							
6	2:47.957	49.024	1:15.579	43.354	150.1	20:28.247							
7	2:48.801	49.103	1:15.959	43.739	149.4	23:17.048							
211 Corentin Tierce TIERCE RACING													
1	4:40.900	2:38.921	1:18.049	43.930	89.8	4:40.900							
2	2:48.884	49.082	1:16.550	43.252	149.3	7:29.784							